



**2026**

# 4-H Exhibitor

# Handbook

**(Livestock & Static)**

## Exhibitor Handbook Index -

Index & Introduction.....	Pg. 1
Schedule of Events.....	Pg. 2
Static & Livestock Exhibit Promotion.....	Pg. 3
Static & Livestock Exhibit Info.....	Pg. 4
Livestock ID Requirements (county level).....	Pg. 5
Livestock LQA & YQCA.....	Pg. 6
ND State 4-H Ribbons Defined.....	Pg. 7

**ND State Fair Website:**

<https://ndstatefair.com/exhibit/4-h-ffa/>

**Achievement Days Website (contains State Fair info & link to ND State Fair Exhibitor Book):**

<https://tinyurl.com/MC4HAchievementDays>

# 4-H Schedule of Events

## Wednesday, July 1

Open class and 4-H/FFA entry forms and stall/pen/cage reservation forms for beef, dairy, goats, sheep, swine, poultry, rabbits, horse and open class/breed shows for horse due in state fair office.

## Monday, July 6

Registration due in FairEntry for Project Expo, Clothing Revue and Communication Arts

## Saturday, July 11

12 to 5 p.m. Entry of static exhibits for families and a limited number of counties, 4-H Hall

## Monday, July 13

10 a.m. to 6 p.m. Entry of static exhibits for counties -- 4-H Hall

## Tuesday, July 14

9 a.m. to 3 p.m. Entry of static exhibits for counties -- 4-H Hall  
6 to 9 p.m. Judging of 4-H static exhibits (food, photography, drawing and painting) – 4-H Hall

## Wednesday, July 15

9 a.m. to 7 p.m. Judging of 4-H static exhibits

## Thursday, July 16

9 a.m. to Noon Judging of 4-H static exhibits

## Friday, July 17

8 a.m. State Fair opens  
5 to 8 p.m. Penning of ALL Poultry – Poultry Barn

## Saturday, July 18

11 a.m. Check-in begins for 4-H Communication Arts contest – Upper Atrium, State Fair Center  
Noon 4-H Communication Arts contest (awards to follow at approximately 3:30 p.m. – Upper Atrium Stage, State Fair Center)  
4 p.m. Late arrival for open-class sheep and beef showing on Sunday and staying for 4-H/FFA

## Sunday, July 19

8 a.m. 4-H/FFA Poultry Show – Poultry Barn  
12 to 6 p.m. Entry and stalling of 4-H horses – 4-H Horse Office  
1 p.m. Late arrival for Open class breeding Sheep & Beef showing Monday and staying for 4-H/FFA

## Monday, July 20

8 a.m. 4-H Horse Show – Arena II  
• Hunter under saddle (ages 15-18, 12-14, 8-11)  
• Hunt seat equitation (ages 15-18, 12-14, 8-11)  
• Hunter hack (ages 15-18, 12-14, 8-11)  
• Equitation over fences (ages 15-18, 12-14, 8-11)  
• Reining (ages 15-18, 12-14, 8-11)  
10-10:30 a.m. 4-H Project Expo and Clothing Revue registration – Upper Atrium, State Fair Center  
10:30 a.m. Clothing Revue participants orientation  
10:45 a.m. Judging begins for Project Expo and Group A of Clothing Revue  
3 p.m. Project Expo awards  
3:30 p.m. 4-H Clothing Revue Fashion Show – Upper Atrium (State Fair Center)  
4:15 p.m. Clothing Revue Fashion Show awards  
6 p.m. Release of Open class Beef & Poultry, 4-H/FFA Poultry

## Tuesday, July 21

8 a.m. 4-H Horse Show – Arena II  
• Showmanship (ages 15-18, 12-14, 8-11)  
• Western pleasure (ages 15-18, 12-14, 8-11)  
• Western horsemanship (ages 15-18, 12-14, 8-11)  
8 a.m. 4-H horse show – All Seasons Arena  
• Trail class (ages 15-18, 12-14, 8-11)  
• Ranch riding (ages 15-18, 12-14, 8-11)  
8 to 11 a.m. Entry of 4-H/FFA Sheep, Beef, Swine, Dairy Cattle and Goats; Open class Dairy Cattle, Goats and Swine; and All Junior Shows  
8 to 11 a.m. Check-in/penning Open class, 4-H/FFA Rabbits  
12 p.m. 4-H/FFA Exhibitor Meeting – Expo Arena  
12 to 3 p.m. Weigh-in for Open class, Jr. Shows, 4-H/FFA Swine  
12:30 p.m. Weigh-in for all Sheep and Beef  
3:30 p.m. Swine Declare Weight Card Turn in Deadline-Expo Barn  
4 p.m. Weigh-in for all Goats  
5 to 7 p.m. 4-H/FFA exhibitors' picnic – north of Commercial II

## Wednesday, July 22

8 a.m. 4-H Horse Show – Arena II  
• Barrel racing (ages 15-18, 12-14, 8-11)  
• Pole bending (ages 15-18, 12-14, 8-11)  
• Keyhole race (ages 8-11, 12-14, 15-18)  
• Flag Race (ages 8-11, 12-14, 15-18)  
9 a.m. 4-H/FFA Dairy Goat Show – Gooseneck Arena  
12 a.m. 4-H/FFA Sheep Show – Expo Barn

## Thursday, July 23

8 a.m. 4-H Beef Show – All Seasons Arena  
2 p.m. 4-H/FFA Swine Show – Expo Barn  
3 p.m. 4-H/FFA Rabbit Show – Rabbit Barn

## Friday, July 24

8 a.m. 4-H/FFA Dairy Cattle Show – Gooseneck Arena  
12 p.m. 4-H/FFA Meat Goats Show – Gooseneck Arena  
TBD 4-H Leader Showmanship – All Seasons

## Saturday, July 25

8 a.m. 4-H/FFA Round Robin – All Seasons Arena  
9:30 a.m. 4-H/FFA Awards – All Seasons Arena  
3 to 6 p.m. Staggered release of all 4-H/FFA Livestock  
5 to 9 p.m. Release of static exhibits

## Sunday, July 26

10 a.m. to 7 p.m. Static exhibits may be picked up

# Registering your Static & Livestock Exhibits for the ND State Fair

**Exhibit Promotion Forms Due: July 10th by NOON**

- 1) Submit a ND State Fair exhibit promotion form for ALL Livestock & Static exhibits that you wish to advance to the ND State Fair. These forms will be available to the Check-In/Registration desk at Achievement Days in the hall.
- 2) Forms are due by NOON on July 10th to the Mountrail County 4-H office or sooner!

## Submission Options:

- In-Person - Mountrail Co. South Complex 8103 61st NW, Stanley
- Email - heather.tomlinson@nds.edu

3) Failure to add an exhibit to your promotion form will result in the ND State Fair rejecting that exhibit during their check-in.

**LIVESTOCK PENS - OPEN CLASS CAMPING - PARKING**

**Pens** - Livestock exhibitors ONLY need to submit a pen for if they are ONLY participating in 4-H/FFA. Do not need to submit if you are also participating in Open Show, as you will complete a pen form when you submit that registration.

Pen, Open Class Registration, Camp Site Registration, etc. are to be submitted

**by the exhibitor** and can be found on the ND State Fair website:

<https://ndstatefair.com/exhibit/4-h-ffa/>

## Exhibit Promotion Requirements

**Static Exhibits** - Exhibit must be shown at Achievement Days. Must receive a blue or higher placing to advance.

**Livestock Exhibits** - Must be shown at Achievement Days. Does NOT require a certain ribbon placing to advance.

## Exhibit Transportation

Transportation may be provided for small to medium size exhibits. You will be responsible for picking up your own exhibits at the end of the ND State Fair.

A table will be staged in the Static Judging area to place your promoted exhibits onto.



# 4-H ND State Fair Exhibit Procedures for Families



## Exhibit Information and Tips

For additional questions please refer to the ND State Fair Exhibit Book located online at: <https://tinyurl.com/MC4HAchievementDays>

- Please have all tags properly and **securely** affixed.
  - ◊ Packing tape-YES! Scotch tape-NO!
  - ◊ Fabric—safety pin tag to fabric
  - ◊ Jars—packing tape or rubber bands to affix tag
- **Description on tags is CRUCIAL!**
  - Be Specific. EX: Nature photo - NO Rainbow over grain bins – YES
- Projects with multiple parts, please tag each piece and number tag as 1 of 3, 2 of 3, 3 of 3
- Refer to ND State Fair 4-H Exhibit Book for project specific rules regarding tag placement. (E.g. photographs, foods, etc.)
- **IMPORTANT:** Keep list of the projects you drop off so you know which items to pick up.
- Follow exhibit requirements listed in the ND State Fair Exhibit Book to ensure you

Families are encouraged to utilize Saturday check in to avoid possible extended wait times during check in.

### STATIC EXHIBITS - Check-In

**Saturday, July 11** (12-5pm) for **FAMILIES only**  
**Monday, July 13** (10am-6pm)  
**Tuesday, July 14** (10am-6pm)

**NOTE: You may check-in on the 13<sup>th</sup> & 14<sup>th</sup>, BUT county offices will also be doing so. So, you may have extended wait times.**

- Statics may be in a new location this year and as soon as procedural details are available from State Fair, they will be shared
- **MUST** go to a check-in station where staff will scan in all exhibits. Please be patient as staff ensures all exhibits are checked in accurately.
- After exhibits are checked in, you will need to take your exhibit to the designated location as shown on the project area map. Please see 4-H State Fair staff for questions.
- If an exhibit is not in the system, your county 4-H office will need to be contacted for possible options.

### STATIC EXHIBITS - Check-Out

**Saturday, July 25** (5:00 - 9:00 pm) **Gate admission charged**  
**Sunday, July 26** (10am-7pm)

- Statics may be in a new location this year and as soon as procedural details are available from State Fair, they will be shared
- Retrieve items from the same general area they were placed at check in.
- **MUST** go to check out station to have all items checked out. Your patience is appreciated.
- Please do not risk forfeiture of premiums by failing to follow check out procedures.
- If unavoidable circumstances necessitate pick up outside designated times, families must contact June Woodall prior to the last Saturday of the fair to make arrangements (701-340-4908)
  - Please ensure designated pick-up person knows which exhibits they are picking up.

### Livestock Exhibits Check-In & Out



- **Schedules/Check-In & Out** - See Pg. #2
- **Pens** - See Pg. #3
- **Livestock ID's Requirements** - See Pg. #5
- **LQA/YQCA Requirements** - See Pg. #6

## NDSF ONLY 4-H/FFA Livestock ID Requirements

Registered animals MUST show registration papers at the time of livestock check-in. Registered animals without papers will be shown as commercial. **\*Weights listed below are for the NDSF. Counties should adjust their weight suggestions and requirements to meet their dates of show(s).**

### BEEF PROJECT

Type of Beef	Show Weight Expectation	Birth Dates	ID Required for NDSF Participation	4-HOnline Requirements
Breeding Heifer Calves or Yearlings	None	Varies by class	<ul style="list-style-type: none"> <li>→ Individual Official USDA 840 ear tag <b>or</b></li> <li>→ Registration tattoo that matches the presented registration papers (if registered).</li> <li>→ Entered in 4-HOnline or with FFA Advisor</li> </ul>	<ul style="list-style-type: none"> <li>→ USDA 840 tag number</li> <li>→ Legible tattoo (for registered animals)</li> <li>→ Breed</li> <li>→ Birthdate</li> <li>→ Optional photos</li> </ul>
Cow/Calf (cow/calf pair)				
Spring Bull Calf				
Spring Steer Calf				
Market Steers & Heifers, or Dairy Steers	Recommended minimum weight of 1000 lbs. Recommended maximum of 1500 lbs for market beef and 1600 lbs for dairy steer			

### DAIRY CATTLE PROJECT

Type of Dairy Cattle	Show Weight Expectation	ID Required for NDSF Participation	4-HOnline Requirements
All Dairy	None	<ul style="list-style-type: none"> <li>→ Individual Official USDA 840 ear tag or USDA Silver tag <b>or</b></li> <li>→ Registration tattoo that matches the presented registration papers (if registered).</li> <li>→ Entered in 4-HOnline or with FFA Advisor</li> </ul>	<ul style="list-style-type: none"> <li>→ USDA 840 tag number</li> <li>→ Legible tattoo (for registered animals)</li> <li>→ Breed</li> <li>→ Birthdate</li> <li>→ Optional photos</li> </ul>

### GOAT PROJECT

Type of Goat	Show Weight Expectation	Birth Dates	ID Required for NDSF Participation	4-HOnline Requirements
Dairy Doe, Yearling, Milker, or Dry	None	Varies by class	<ul style="list-style-type: none"> <li>→ Does &amp; bucks official scrapies ID tattoo <b>or</b> scrapies tag</li> <li>*Breeds approved by USDA-APHIS-VS may use their "breed registration tattoo" in lieu of a scrapie tag.</li> <li>→ Wethers require either an official scrapies ID tattoo or tag or an official USDA 840 ear tag (not required to be scrapies)</li> <li>→ Entered in 4-HOnline or with FFA Advisor</li> </ul>	<ul style="list-style-type: none"> <li>→ Scrapies tag/tattoo</li> <li>→ or USDA 840 tag number for wethers</li> <li>→ Legible tattoo (for registered animals)</li> <li>→ Breed</li> <li>→ Birthdate</li> <li>→ Optional photos</li> </ul>
Dairy Buck				
Market Wether	Required minimum weight of 40 lbs. Required maximum weight of 110 lbs.	Less than 1 year of age at time of show" *market does and wethers must have all 8 temporary incisors ("milk teeth")		
Meat Doe, Yearling or Two-year-old	None	Varies by class		
Meat Buck	None			

### HORSE PROJECT

Exhibiting Class	Birth Dates	ID Required for NDSF Participation	4-HOnline Requirements
All Classes	Male foals may be shown, but yearling and older stallions are ineligible	→ Entered in 4-HOnline	→ Breed

### POULTRY PROJECT

Exhibiting Class	Weight Suggestions	Hatch Dates	ID Required for NDSF Participation	4-HOnline Requirements
Poultry—All	Market Chicken maximum weight should not exceed 10 pounds.	<ul style="list-style-type: none"> <li>→ Market poultry <u>except</u> market chickens - Suggested hatch of February 1 or later</li> <li>→ Market chickens recommended to be shown at 7-9 weeks of age</li> <li>→ Egg production chickens - Suggested that birds are at or near production</li> </ul>	<ul style="list-style-type: none"> <li>→ Leg or wing band with ID number (likely will receive band at county fair)</li> <li>→ ALL POULTRY MUST               <ul style="list-style-type: none"> <li>◆ 1) Originate directly from an NPIP certified flock <b>or</b></li> <li>◆ 2) Test negative to 5. pullorum within 90 days prior to exhibitions <b>or</b></li> <li>◆ 3) Have been purchased from an NPIP source and be accompanied by a Poultry Exhibition Statement of Origin form (SRN 60329).</li> </ul> </li> <li>→ Optional to enter in 4-HOnline</li> </ul>	<ul style="list-style-type: none"> <li>→ Optional breed</li> <li>→ Optional hatch date</li> </ul>

### RABBIT PROJECT

Exhibiting Class	Weight Suggestions	Birth Dates	ID Required for NDSF Participation	4-HOnline Requirements
Breeding Bucks & Does	None	Varies by class	<ul style="list-style-type: none"> <li>→ Tattoo, Left ear</li> <li>→ Optional to enter in 4-HOnline</li> <li>→ *Rabbit without tattoos that best fit the criteria of a pet should be shown in the Pet class</li> </ul>	<ul style="list-style-type: none"> <li>→ Optional breed</li> <li>→ Optional birthdate</li> </ul>
Market Rabbit	Suggested minimum weight of 3.5 lbs.	Please refer to each market lot for weight suggestions and requirements.		

### SHEEP PROJECT

Exhibiting Class	Weight Expectation Suggestions	ID Required for NDSF Participation	4-HOnline Requirements
Ewes & Ewe Lambs	None	<ul style="list-style-type: none"> <li>→ Ewes and Rams official scrapies ID tattoo <b>or</b> scrapies tag (with animal # &amp; flock #)</li> <li>→ Wethers require either an official scrapies ID tattoo or tag or an official USDA 840 ear tag (not required to be scrapies)</li> <li>→ Entered in 4-H Online or with FFA Advisor</li> </ul>	<ul style="list-style-type: none"> <li>→ Scrapies tag/tattoo</li> <li>→ or USDA 840 tag number for wethers</li> <li>→ Legible tattoo (for registered animals)</li> <li>→ Breed</li> <li>→ Birthdate</li> <li>→ Optional photos</li> </ul>
Rams & Ram Lambs			
Market Ewe & Wether Lamb	Suggested minimum weight of 105 lbs. Suggested maximum of 170 lbs.		

### SWINE PROJECT

Exhibiting Class	State Show Weight Requirements	Birth Dates	ID Required for NDSF Participation	4-HOnline Requirements
Breeding Gilts	Crossbred gilts maximum weight of 385 lbs.	Varies by class	<ul style="list-style-type: none"> <li>→ Official USDA 840 ear tag</li> <li>→ Ear notches in both ears utilizing Universal Ear Notch System matching registration papers (if registered)</li> <li>→ Entered in 4-H Online or with FFA Advisor</li> </ul>	<ul style="list-style-type: none"> <li>→ USDA 840 tag number</li> <li>→ Ear notches</li> <li>→ Breed</li> <li>→ Birthdate</li> <li>→ Optional photos</li> </ul>
Market Gilts & Barrows	Required minimum weight of 220 lbs. Required maximum weight of 300 lbs.			



## Required ND State Fair Livestock Training

**Per NDSU 4-H - All exhibitors showing livestock at the ND State Fair MUST participate in a YQCA training each year prior to participating in any ND State Fair Show.**

**Those exhibiting swine, beef cattle, dairy cattle, sheep, goats, rabbits, & poultry must complete this training.**

**\* Not currently required for county Achievement Days \***

### ONLINE TRAINING & IN-PERSON TRAINING

**You must complete the 'Steps to Register' located below.**

**This is required for 'In-Person' also so that we know you will be attending! \***

#### IN-PERSON TRAINING

**Cost: \$3 Per Person**

#### ONLINE TRAINING

**Cost: \$12 Per Person**

### Steps to Register:

Go to (Firefox and Chrome browsers work best)

1. Click on Login & Register (top right corner).
2. Register for a new account if you have not established one yet or Log in with your previous account.
3. Once logged in, select "add a child" if you are the guardian creating the account. Otherwise, select "purchase a course" if you are the youth who is logged in. Find the course that is within your current age.
4. Select Web-Based Training (\$12) OR Select Instructor-led training (\$3), then North Dakota, and then select the scheduled training that is closest to your location. Trainings are continuously being added, so if you don't see one, check back later or call your Extension office.
5. Once completed with either course, print your YQCA certificate and provide a copy to your Extension agent. Keep this on file for this current year.
6. You will need to renew annually for certification.

**Website: <http://yqcaprogram.org>**



Age 08: Junior  
Web-Based Training \$12  
[ADD TO CART](#)

  
Instructor-Led Training \$3  
[ADD TO CART](#)

**\* Online & In-Person Training Options Available \***

(In-Person Training)

**June 15, 2026**

**9:00 - 11:00 am**

**Mountrail Co.**

**South Complex,**

**8103 61st St NW, Stanley**



Individuals with disabilities are invited to request reasonable accommodations to participate in NDSU-sponsored programs and events. To request an accommodation(s), please contact NDSU Extension - Mountrail County at 701-628-2835 or [lynette.vachal@ndsu.edu](mailto:lynette.vachal@ndsu.edu) to make arrangements two weeks prior to event. NDSU does not discriminate in its programs and activities on the basis of age, color, gender expression/identity, genetic information, marital status, national origin, participation in lawful off-campus activity, physical or mental



# 4-H Ribbons Defined

“To make the best better” is the 4-H motto. The project judging experience helps 4-H members evaluate their progress and reflect on how they can improve. The goal is to help young people develop life skills and explore careers.

Consider the following when viewing 4-H projects:

Judges evaluate each project against a national standard, not against other entries.

The evaluation system focuses on the development of each 4-H member, not on blue ribbon projects.

At each level, youth learn to reflect on their accomplishments and consider how to challenge themselves in the future.



**Champion (Purple) – Superior**

- First place.
- The exhibit or workmanship is outstanding with minimal flaws.  
*Keep in mind that superior does not mean perfect!*




**Reserve Champion (Lavender) – Above Average**

- Second place.
- Exhibit or workmanship is very good with minimal flaws.




**Award of Excellence (Orange) – Above Average**

- Exhibits that were considered for the champion rosettes.
- Exhibit or workmanship is good with minimal flaws.




**Blue – Excellent**

- Meets or exceeds the average standard.
- May have one minor fault with little improvements needed.
- Youth set new goals to challenge themselves differently.




**Red – Good**

- Meets or is slightly below the average standard.
- May have some minor and major flaws.
- Youth reflect on what they could change, navigate corrective feedback and establish new goals.



**Red – Good**

- Meets or is slightly below the average standard.
- May have some minor and major flaws.
- Youth reflect on what they could change, navigate corrective feedback and establish new goals.



**White – Fair**

- Does not meet the average standard.
- Has multiple minor or major flaws.
- Youth practice a growth mindset, reflect on what they could change, navigate corrective feedback, and establish new goals.



**Green – Living Exhibits**

- State Qualifier for Communication Arts and Project Expo.
- State Fair Participant, Clothing Revue.



**4-H Leaders Choice Award**

State leaders who participate in the North Dakota State Fair Leaders Showmanship Event are invited to view 4-H exhibits. Each leader receives a “Leaders Choice” rosette to place on the exhibit of their choice.

- No premium.