


# Mountrail County 4-H



## Cloverbud Swine Project Record Book



Name: \_\_\_\_\_

Age: \_\_\_\_\_ Year in 4-H: \_\_\_\_\_ Year in Project: \_\_\_\_\_

4-H Club Name: \_\_\_\_\_

Member's Signature: \_\_\_\_\_

Parent/Guardian's Signature: \_\_\_\_\_


Club Leader's Signature: \_\_\_\_\_



# Mountrail County 4-H



## Cloverbud Swine Project Record Book



Name: \_\_\_\_\_

Age: \_\_\_\_\_ Year in 4-H: \_\_\_\_\_ Year in Project: \_\_\_\_\_

4-H Club Name: \_\_\_\_\_

Member's Signature: \_\_\_\_\_

Parent/Guardian's Signature: \_\_\_\_\_

Club Leader's Signature: \_\_\_\_\_

## The 4-H Emblem is:

A green four-leaf clover with the letter "H" on each leaf is the emblem. Each "H" stands for a part of the pledge -

Head,  
Heart,  
Hands,  
Health



## The 4-H Colors are:

*Green and White.*

Green symbolizes nature's most common color.  
White symbolizes purity.

## The 4-H Motto is:

*"To Make The Best Better"*

This motto challenges everyone involved in 4-H to do the very best job they can.

# Flag Pledges


## The American Flag Pledge:



"I pledge allegiance to the flag of the United States of America, and to the republic for which it stands, one nation under God, indivisible, with liberty and justice for all."

*(When repeating the pledge, your right hand should be placed over your heart which is on the left side.)*

## The National 4-H Pledge:



I Pledge:

**My Head** to clearer thinking



*(Right hand point to forehead)*

**My Heart** to Greater loyalty



*(Right hand over heart)*

**My Hands** to larger service, and



*(Arms slightly bent with palms up)*

**My Health** to better living for my club, my community, my country, and my world.




*(Arms at sides)*



# Information on My Project Pig

1. Your project pig is a:

- \_\_\_\_\_ Boar
- \_\_\_\_\_ Sow
- \_\_\_\_\_ Gilt
- \_\_\_\_\_ Barrow
- \_\_\_\_\_ Piglet



3. What breed is your pig? \_\_\_\_\_

## Draw a Picture of Your Pig

A large empty rectangular box with a black border, intended for the student to draw a picture of their pig.

## Housing

1. What type of housing do you use? *(Check all that you use.)*

- ☐ Outside
- ☐ Shed
- ☐ Barn
- ☐ Other \_\_\_\_\_

## Feeding

1. What kind of food does your pig eat? *(Check all that you feed.)*


- |                                      |                                      |
|--------------------------------------|--------------------------------------|
| <input type="checkbox"/> Mixed Feed  | <input type="checkbox"/> Hay         |
| <input type="checkbox"/> Fresh Water | <input type="checkbox"/> Other _____ |
| <input type="checkbox"/> Corn        | <input type="checkbox"/> Other _____ |
| <input type="checkbox"/> Vitamins    |                                      |

2. When is your pig fed? *(Check all that apply.)*

- ☐ Morning
- ☐ Noon
- ☐ Afternoon
- ☐ Evening
- ☐ Other \_\_\_\_\_



## RECORDS FOR YOUR PIG (continued)



	Pig #1	Pig #2	Pig #3
Breed			
Birth Date			
Total Days on Feed			
Beginning Weight & Date	A.	A.	A.
Weight at Show & Date	B.	B.	B.
Total Weight Gain (B-A)	C.	C.	C.

### 1. Pig Information

(a) The most important thing I learned was:

---

---

---

---

---

---

---

(b) Things I want to learn more about are:

---

---

---

---



---



## Swine Equipment

Match the swine equipment with the pictures.

**HINT:** Not all words will be used.



A. Cane

B. Pig Trough

C. Waterer

D. Feeder

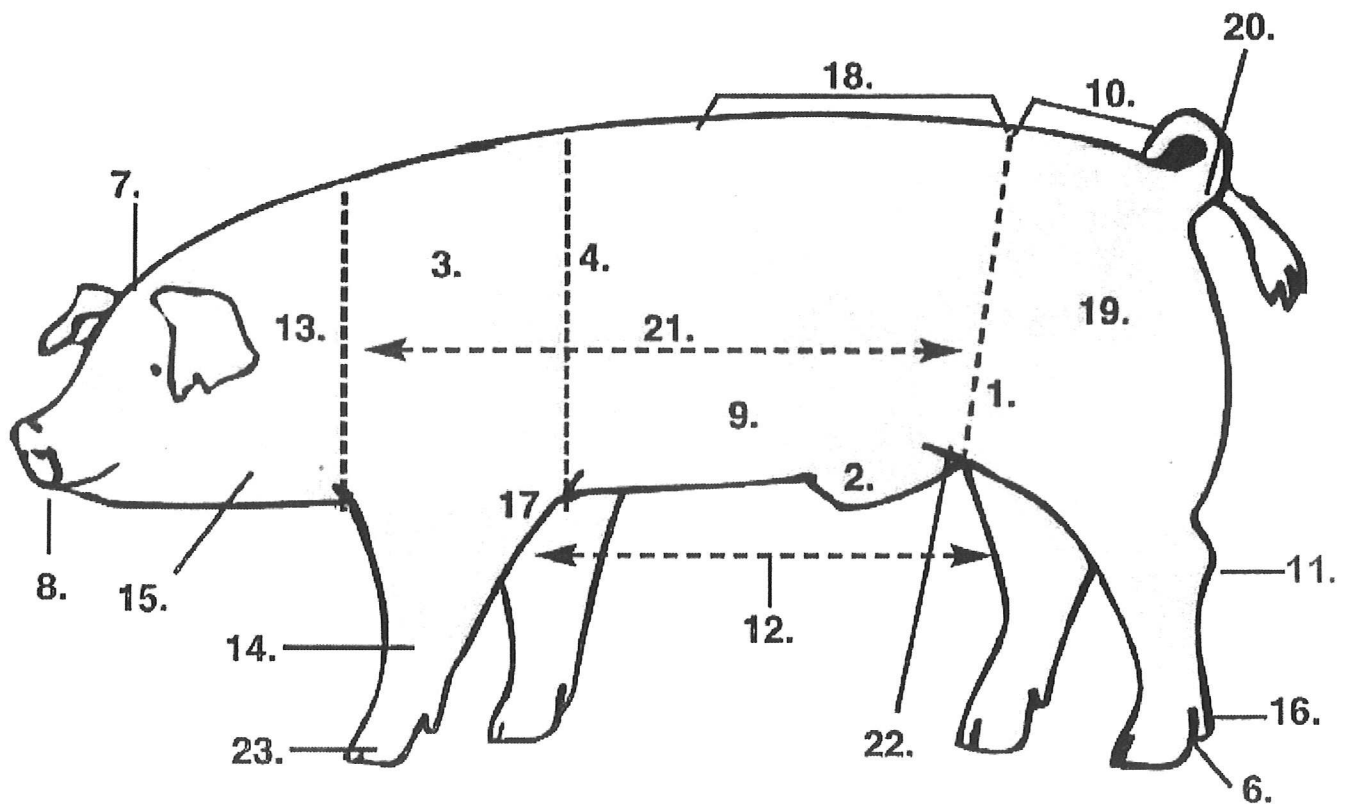
E. Brush

F. Pen

# Parts of a Pig

Use the words below to finish labeling the parts of a pig.

- |               |               |                  |
|---------------|---------------|------------------|
| 1. Stifle     | 10. _____     | 18. _____        |
| 2. Sheath     | 11. _____     | 19. _____        |
| 3. _____      | 12. Underline | 20. Tail setting |
| 4. Heartgirth | 13. _____     | 21. Side         |
| 6. Pastern    | 14. Knee      | 22. Rear Flank   |
| 7. Poll       | 15. _____     | 23. _____        |
| 8. _____      | 16. Dewclaw   |                  |
| 9. _____      | 17. Elbow     |                  |




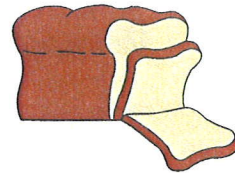


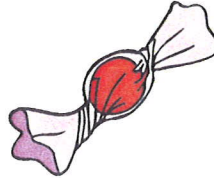
Toes  
Rump  
Shoulder  
Ham  
Hock

Snout  
Neck  
Loin  
Jowl  
Belly

**CIRCLE** What pigs should eat

**SQUARE** What people should eat

HINT: Some should have **BOTH**





Do you know?

What one of the above is most important to both people and pigs?


\_\_\_\_\_

# Swine By-Products

The items below all contain swine by-products:  
Circle the ones found in your house



# Connect The Dots







Information adapted from Michigan State University Extension,  
University of Idaho Extension and various other sources.



NDSU

EXTENSION SERVICE  
MOUNTRAIL COUNTY